

ICE CHART **CARTE DES GLACES**











Davis Strait
Detroit de Davis


V 1800 Z
21 APR/AVR 2026

Based On/Basée sur:
RCM 21/10Z - 11Z all / tous

© 2026 CANADIAN ICE SERVICE
SERVICE CANADIEN DES GLACES
Environment and Climate Change Canada / Environnement et Changement climatique Canada

WMO Colour Code - Concentration
Code de couleurs de l'OMM - Concentration

-  Ice free / Libre de glace
-  <1/10
-  1-3/10
-  4-6/10
-  7-8/10
-  9-10/10
-  Fast ice / Banquise côtière
-  Undefined / Indéterminée
-  New / Nouvelle
-  Nilas/grey / Nilas/grise

 Local Drift Next 24h / Dérive Locale Prochain 24h

A	<table border="1" style="border-collapse: collapse; text-align: center; width: 40px; height: 40px;"> <tr><td>9+</td></tr> <tr><td>1 4 5</td></tr> <tr><td>7 4 1.</td></tr> <tr><td>6 6 6</td></tr> </table>	9+	1 4 5	7 4 1.	6 6 6	B	<table border="1" style="border-collapse: collapse; text-align: center; width: 40px; height: 40px;"> <tr><td>9</td></tr> <tr><td>1.</td></tr> <tr><td>5</td></tr> </table>	9	1.	5	
9+											
1 4 5											
7 4 1.											
6 6 6											
9											
1.											
5											
C	<table border="1" style="border-collapse: collapse; text-align: center; width: 40px; height: 40px;"> <tr><td>9</td></tr> <tr><td>5 3 1</td></tr> <tr><td>1.7 5</td></tr> <tr><td>5 5 5</td></tr> </table>	9	5 3 1	1.7 5	5 5 5	D	<table border="1" style="border-collapse: collapse; text-align: center; width: 40px; height: 40px;"> <tr><td>9</td></tr> <tr><td>2 3 4</td></tr> <tr><td>1.5 4</td></tr> <tr><td>4 4 4</td></tr> </table>	9	2 3 4	1.5 4	4 4 4
9											
5 3 1											
1.7 5											
5 5 5											
9											
2 3 4											
1.5 4											
4 4 4											
E	<table border="1" style="border-collapse: collapse; text-align: center; width: 40px; height: 40px;"> <tr><td>7</td></tr> <tr><td>1.</td></tr> <tr><td>5</td></tr> </table>	7	1.	5	F	<table border="1" style="border-collapse: collapse; text-align: center; width: 40px; height: 40px;"> <tr><td>7</td></tr> <tr><td>3 4</td></tr> <tr><td>1. 4 1</td></tr> <tr><td>4 X</td></tr> </table>	7	3 4	1. 4 1	4 X	
7											
1.											
5											
7											
3 4											
1. 4 1											
4 X											
G	<table border="1" style="border-collapse: collapse; text-align: center; width: 40px; height: 40px;"> <tr><td>5</td></tr> <tr><td>1.</td></tr> <tr><td>5</td></tr> </table>	5	1.	5	H	<table border="1" style="border-collapse: collapse; text-align: center; width: 40px; height: 40px;"> <tr><td>3</td></tr> <tr><td>1.</td></tr> <tr><td>4</td></tr> </table>	3	1.	4		
5											
1.											
5											
3											
1.											
4											
		I	<table border="1" style="border-collapse: collapse; text-align: center; width: 40px; height: 40px;"> <tr><td>2</td></tr> <tr><td>1 1</td></tr> <tr><td>1.1</td></tr> <tr><td>4 X</td></tr> </table>	2	1 1	1.1	4 X				
2											
1 1											
1.1											
4 X											

