

ICE CHART **CARTE DES GLACES**

Labrador Coast
Cote du Labrador











V 1800 Z
02 JUN/JUIN 2026


Based On/Basée sur:
RCM 2/10Z Lab Coast N

ICE WARNING IN EFFECT
AVERTISSEMENT DE GLACE EN VIGUEUR

© 2026 CANADIAN ICE SERVICE
SERVICE CANADIEN DES GLACES
Environment and Climate Change Canada Environnement et Changement climatique Canada

WMO Colour Code - Concentration
Code de couleurs de l'OMM - Concentration

-  Ice free
Libre de glace
-  <1/10
-  1-3/10
-  4-6/10
-  7-8/10
-  9-10/10
-  Fast ice
Banquise côtière
-  Undefined
Indéterminée
-  New
Nouvelle
-  Nilas/grey
Nilas/grise

 Local Drift Next 24h
Dérive Locale Prochain 24h

A	<table border="1" style="border-collapse: collapse; text-align: center; width: 40px; height: 40px;"><tr><td>9+</td></tr><tr><td>1 9</td></tr><tr><td>7 4.</td></tr><tr><td>6 6</td></tr></table>	9+	1 9	7 4.	6 6	B	<table border="1" style="border-collapse: collapse; text-align: center; width: 40px; height: 40px;"><tr><td>9+</td></tr><tr><td>7 3</td></tr><tr><td>1.7</td></tr><tr><td>6 6</td></tr></table>	9+	7 3	1.7	6 6				
9+															
1 9															
7 4.															
6 6															
9+															
7 3															
1.7															
6 6															
C	<table border="1" style="border-collapse: collapse; text-align: center; width: 40px; height: 40px;"><tr><td>9+</td></tr><tr><td>6 4</td></tr><tr><td>1.7</td></tr><tr><td>6 6</td></tr></table>	9+	6 4	1.7	6 6	D	<table border="1" style="border-collapse: collapse; text-align: center; width: 40px; height: 40px;"><tr><td>9</td></tr><tr><td>1 8</td></tr><tr><td>7 4.</td></tr><tr><td>6 6</td></tr></table>	9	1 8	7 4.	6 6				
9+															
6 4															
1.7															
6 6															
9															
1 8															
7 4.															
6 6															
E	<table border="1" style="border-collapse: collapse; text-align: center; width: 40px; height: 40px;"><tr><td>7</td></tr><tr><td>5 2</td></tr><tr><td>4 1.</td></tr><tr><td>3 3</td></tr></table>	7	5 2	4 1.	3 3	F	<table border="1" style="border-collapse: collapse; text-align: center; width: 40px; height: 40px;"><tr><td>7</td></tr><tr><td>1 6</td></tr><tr><td>7 4.</td></tr><tr><td>4 3</td></tr></table>	7	1 6	7 4.	4 3				
7															
5 2															
4 1.															
3 3															
7															
1 6															
7 4.															
4 3															
G	<table border="1" style="border-collapse: collapse; text-align: center; width: 40px; height: 40px;"><tr><td>5</td></tr><tr><td>4 1</td></tr><tr><td>4 1.</td></tr><tr><td>3 3</td></tr></table>	5	4 1	4 1.	3 3	H	<table border="1" style="border-collapse: collapse; text-align: center; width: 40px; height: 40px;"><tr><td>2</td></tr><tr><td>4.</td></tr><tr><td>4</td></tr></table>	2	4.	4	I	<table border="1" style="border-collapse: collapse; text-align: center; width: 40px; height: 40px;"><tr><td>2</td></tr><tr><td>1.</td></tr><tr><td>~9</td></tr></table>	2	1.	~9
5															
4 1															
4 1.															
3 3															
2															
4.															
4															
2															
1.															
~9															

